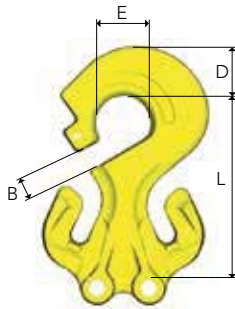


C-Grab CG

For use with master link, eye hooks and choke.

Art. no.	Code	WLL tonnes*	L	B	E	D	Weight kgs
B14730	CG-6-10	1.5	80	11	24	19	0.3
B14731	CG-8-10	2.6	107	12	32	24	0.7
B14732	CG-10-10	4.0	134	15	40	29	1.5
B14733	CG-13-10	6.8	172	18	52	38	3.2
B14734	CG-16-10	10.3	215	22	64	47	6.1

Fulfills requirements in: EN 1677:2008 (WLL +25%), ASTM A952/A952M and AS 3776:2015.

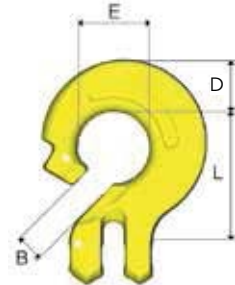


C-Grab CGD

For use with master links.

Art. no.	Code	WLL tonnes*	L	B	E	D	Weight kgs
B14720	CGD-6-10	2.1	79	11	24	20	0.6
B14721	CGD-8-10	3.5	107	12	32	29	1.1
B14722	CGD-10-10	5.6	134	15	40	37	2.2
B14723	CGD-13-10	9.5	173	19	48	48	5.4
B14724	CGD-16-10	14.0	215	22	64	57	9.1

Fulfills requirements in: EN 1677:2008 (WLL +25%), ASTM A952/A952M and AS 3776:2015.

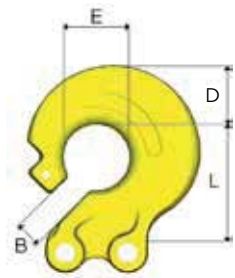


C-Lok CL

For use with master links, eye hooks and choke.

Art. no.	Code	WLL tonnes*	L	B	E	D	Weight kgs
B14750	CL-6-10	1.5	43	11	24	18	0.2
B14751	CL-8-10	2.6	58	12	32	24	0.5
B14752	CL-10-10	4.0	74	15	40	29	1.0
B14753	CL-13-10	6.8	94	18	52	38	2.0
B14754	CL-16-10	10.3	119	22	64	48	3.8

Fulfills requirements in: EN 1677:2008 (WLL +25%), ASTM A952/A952M and AS 3776:2015.



C-Lok CLD

For use with master links.

Art. no.	Code	WLL tonnes*	L	B	E	D	Weight kgs
B14740	CLD-6-10	2.1	43	11	24	22	0.4
B14741	CLD-8-10	3.5	58	12	32	29	0.6
B14742	CLD-10-10	5.6	74	15	40	37	1.2
B14743	CLD-13-10	9.5	94	18	52	46	3.1
B14744	CLD-16-10	14.0	119	25	64	57	5.5

Fulfills requirements in: EN 1677:2008 (WLL +25%), ASTM A952/A952M and AS 3776:2015.